

Panasonic

LED

Panasonic LED Filament Lamp Series





Panasonic LED Filament Lamp Series

E14 - E27 - ST64 - G95/G125

LED Filament Lamps bringing attractiveness of traditional design together with LED's efficiency offer an excellent retrofit solution with its selections of amber and transparent color.

Reflecting matchless unity of technology and design with its selections such as classic, candle, retro and globe; LED Filament Lamps provide efficiency in energy consumption up to 118 lm/W. In addition to its long-life up to 15.000 hour with excellent luminosity, LED Filament Lamps provide the most ideal solution for commercial and personal applications thanks to its 360° equal light distribution.

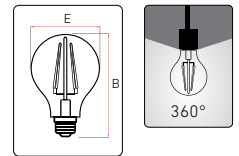
Product Features:

- High efficiency in energy consumption up to 118 lm/W
- 2000K/2700K color temperature options

Product Code	Product Description	Power (W)	Equivalent Power (W)	Operating Voltage (V)	Color Rendering Index (Ra)	Color Temperature	Luminous Flux (lm)	Efficiency Factor (lm/W)	Energy Class	Light Beam Angle	Size (B) (mm)	Diameter (E) (mm)	Quantity in Box
LDTCH45DG1E7	PANASONIC E27 FIL LAMP 4W 470LM 2700K CLEAR	4	40	220-240	≥80	2700K	470	118	E	360°	105	60	10
LDACH04LH1EA	PANASONIC E27 FIL LAMP 4W 360LM 2000K GOLD	4	40	220-240	≥80	2000K	360	90	F	360°	105	60	10
LDACH07LH1EC	PANASONIC E27 FIL LAMP 7W 806LM 2700K CLEAR	7	60	220-240	≥80	2700K	806	115	E	360°	105	60	10
LDACH07LH1EA	PANASONIC E27 FIL LAMP 7W 630LM 2000K GOLD	7	60	220-240	≥80	2000K	630	90	F	360°	105	60	10



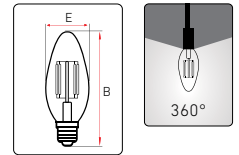
E27



Product Code	Product Description	Power (W)	Equivalent Power (W)	Operating Voltage (V)	Color Rendering Index (Ra)	Color Temperature	Luminous Flux (lm)	Efficiency Factor (lm/W)	Energy Class	Light Beam Angle	Size (B) (mm)	Diameter (E) (mm)	Quantity in Box
LDCCH02LH1EC	PANASONIC E14 FIL LAMP 2W 200LM 2700K CLEAR	2,2	25	220-240	≥80	2700K	200	91	F	360°	97	35	10
LDCCH02LH1EA	PANASONIC E14 FIL LAMP 2W 150LM 2000K GOLD	2,2	25	220-240	≥80	2000K	150	68	G	360°	97	35	10
LDCCH04LH1EC	PANASONIC E14 FIL LAMP 4W 470LM 2700K CLEAR	4	40	220-240	≥80	2700K	470	118	E	360°	97	35	10
LDCCH04LH1EA	PANASONIC E14 FIL LAMP 4W 360LM 2000K GOLD	4	40	220-240	≥80	2000K	360	90	F	360°	97	35	10



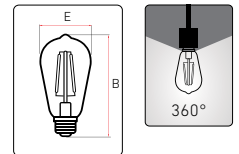
E14



Product Code	Product Description	Power (W)	Equivalent Power (W)	Operating Voltage (V)	Color Rendering Index (Ra)	Color Temperature	Luminous Flux (lm)	Efficiency Factor (lm/W)	Energy Class	Light Beam Angle	Size (B) (mm)	Diameter (E) (mm)	Quantity in Box
LDSCH04LH1EC	PANASONIC E27 FIL ST64 LAMP 4W 470LM 2700K CLEAR	4	40	220-240	≥80	2700K	470	118	E	360°	140	64	10
LDSCH04LH1EA	PANASONIC E27 FIL ST64 LAMP 4W 360LM 2000K GOLD	4	40	220-240	≥80	2000K	360	90	F	360°	140	64	10
LDSCH07LH1EC	PANASONIC E27 FIL ST64 LAMP 7W 806LM 2700K CLEAR	7	60	220-240	≥80	2700K	806	115	E	360°	140	64	10
LDSCH07LH1EA	PANASONIC E27 FIL ST64 LAMP 7W 630LM 2000K GOLD	7	60	220-240	≥80	2000K	630	90	F	360°	140	64	10



ST64



Product Code	Product Description	Power (W)	Equivalent Power (W)	Operating Voltage (V)	Color Rendering Index (Ra)	Color Temperature	Luminous Flux (lm)	Efficiency Factor (lm/W)	Energy Class	Light Beam Angle	Size (B) (mm)	Diameter (E) (mm)	Quantity in Box
LDGCH07LH2EC	PANASONIC E27 FIL G95 LAMP 7W 806LM 2700K CLEAR	7	60	220-240	≥80	2700K	806	115	E	360°	173	95	10
LDGCH07LH2EA	PANASONIC E27 FIL G95 LAMP 7W 630LM 2000K GOLD	7	60	220-240	≥80	2000K	630	90	F	360°	173	95	10
LDGCH07LH1EC	PANASONIC E27 FIL G125 LAMP 7W 806LM 2700K CLEAR	7	60	220-240	≥80	2700K	806	115	E	360°	173	125	10
LDGCH07LH1EA	PANASONIC E27 FIL G125 LAMP 7W 630LM 2000K GOLD	7	60	220-240	≥80	2000K	630	90	F	360°	173	125	10



G95/G125

