

v:KO
by **Panasonic**



karre

Minimal elegance





karre

Karre, a highly special series that comes into prominence... It fills a huge gap in the decoration or changes the whole view of living spaces with a delicate touch. With Karre series, design, technology and quality turn into happiness for everyone.

Modern design and all time colors



White

Complementing the beauty of living spaces with a single touch, Karre makes elegance a part of life with its hard-edged minimalist design.



Beige

























Karre switch and socket series with white and beige color options offer alternative solutions for different usage areas with its two-gang, three-gang, four-gang, five-gang, six-gang horizontal and vertical frames.



Karre with its sharp lines, modern form, simple but attractive stance redefines literal beauty with its white and cream color alternatives. Karre which is the key of chic places reflects its strong design everywhere with its wide product range including switches, sockets and thermostat options.



Switch

 <p>One-Way Switch 90967X01</p> <p>10AX, 250V~ Color ○ ○</p>	 <p>One-way Switch, Illuminated 90967X19</p> <p>10AX, 250V~ Color ○ ○</p>	 <p>2-Gang One-way Switch 90967X02</p> <p>10AX, 250V~ Color ○ ○</p>	 <p>2-Gang One-way Switch, Illuminated 90967X50</p> <p>10AX, 250V~ Color ○ ○</p>
 <p>Two-way Switch 90967X04</p> <p>10AX, 250V~ Color ○ ○</p>	 <p>Two-way Switch, Illuminated 90967X63</p> <p>10AX, 250V~ Color ○ ○</p>	 <p>One-way Push Button 90967X03</p> <p>10AX, 250V~ Color ○ ○</p>	 <p>Push Button, Illuminated 90967X14</p> <p>10AX, 250V~ Color ○ ○</p>
 <p>Push Button with Bell Symbol 90967X06</p> <p>10AX, 250V~ Color ○ ○</p>	 <p>Push Button with Label, Illuminated 24V LED 90967X27</p> <p>10AX, 24V~ Color ○ ○</p>	 <p>Push Button with Key Symbol 90967X05</p> <p>10AX, 250V~ Color ○ ○</p>	 <p>Intermediate Switch 90967X31</p> <p>10AX, 250V~ Color ○ ○</p>
 <p>Shutter Control Switch 90967X16</p> <p>10AX, 250V~ Color ○ ○</p>	 <p>2-Gang Two-way Switch 90967X17</p> <p>10AX, 250V~ Color ○ ○</p>	 <p>2-pole Switch 90967X39</p> <p>16AX, 250V~ Color ○ ○</p>	 <p>2-pole Switch, Illuminated 90964674 (White) 90964774 (Beige)</p> <p>16AX, 250V~ Color ○ ○</p>
 <p>3-Gang One-way Switch 90967X68</p> <p>10AX, 250V~ Color ○ ○</p>	 <p>Cooler Switch 90967X98</p> <p>10AX, 250V~ Color ○ ○</p>	 <p>Double One-way Push Button 90967X83</p> <p>10AX, 250V~ Color ○ ○</p>	 <p>Double One-way Switch 90967X44</p> <p>10AX, 250V~ Color ○ ○</p>
 <p>Shutter Control Switch, Single Button 90967X72</p> <p>10AX, 250V~ Color ○ ○</p>	 <p>Emergency Push Button with Cord 90967X18</p> <p>10AX, 250V~ Color ○ ○</p>	 <p>Do not Disturb / Make-up Room Switch 90967X88</p> <p>10AX, 250V~ Color ○ ○</p>	 <p>Cable Outlet, Mech.+Cover 90967X77</p> <p>Color ○ ○</p>







X Code Stands For: 0=White, 2=Beige
Z Code Stands For: 1=White, 3=Beige

 Screw Terminal  Screwless Terminal

Switch


























Socket



Karre

TV-Data

	<p>TV Socket 90967X10 (Terminated) 90967X59 (Through-pass 8dB) 90967X60 (Through-pass 12dB) 90967X49 (Lossless)</p>  <p>Color ○ ○</p>		<p>Satellite Socket with F Connector 90967X09 (Terminated) 90967X38 (Through-pass 10dB)</p>  <p>Color ○ ○</p>		<p>Satellite Socket (TV-SAT) 90967X85 (Terminated) 90967X86 (Through-pass 8dB) 90967X87 (Through-pass 11dB)</p>  <p>Color ○ ○</p>		<p>TV-Radio Socket 90967X21 (Terminated) 90967X22 (Through-pass 7dB) 90967X24 (Through-pass 12dB)</p>  <p>Color ○ ○</p>
	<p>Satellite Socket (SAT-TV-RAD) 90967X41 (Terminated) 90967X52 (Throughpass 13dB)</p>  <p>Color ○ ○</p>		<p>iSAT-SAT-TV Socket (SAT-SAT-TV) 90967X53 (Terminated)</p>  <p>Color ○ ○</p>		<p>Phone Socket (RJ11) 90967X13 90967X48 (lossless)</p>  <p>Color ○ ○</p>		<p>Data Socket 90967X32 (RJ45 CAT5E) 90967X78 (RJ45 CAT6)</p>  <p>Color ○ ○</p>
	<p>Double Phone Socket (2xRJ11) 90967X33</p>  <p>Color ○ ○</p>		<p>Double Data Socket 90967X34 (2xRJ45 CAT5E) 90967X79 (2xRJ45 CAT6)</p>  <p>Color ○ ○</p>		<p>Phone & Data Socket 90967X35 (CAT5E-RJ11) 90967X81 (CAT6-RJ11)</p>  <p>Color ○ ○</p>		<p>Double Keystone Socket w/o Connectors 90967X62</p> <p>Color ○ ○</p>

Dimmer

	<p>Rotatif Dimmer R 40-600W 90967X47</p>  <p>230V~ Color ○ ○</p>		<p>Pro Dimmer RL 20-500W/VA 90967Z40</p>  <p>230V~ Color ○ ○</p>		<p>Pro Dimmer RL 6-100W/VA 90967Z29</p>  <p>230V~ Color ○ ○</p>		<p>Pro Dimmer RC 40-400W/VA 90967Z42</p>  <p>230V~ Color ○ ○</p>
	<p>Pro Dimmer RLC 20-350W/VA 90967Z43</p>  <p>230V~ Color ○ ○</p>		<p>1-10V Dimmer 90967X84</p>  <p>230V~ Color ○ ○</p>		<p>Universal Dimmer 3-150W 90967Z38</p>  <p>230V~ Color ○ ○</p>		

Multimedia Connectors

	<p>Connector for HDMI Connection 90967Z68</p>  <p>Color ○ ○</p>		<p>VGA Connector 90967Z66 90967Z64 (PCB"ii)</p>  <p>Color ○ ○</p>		<p>USB Connector 90967Z67</p>  <p>Color ○ ○</p>		<p>Fiber Optic Connector 90967X23</p> <p>Color ○ ○</p>
---	---	---	---	--	---	---	---

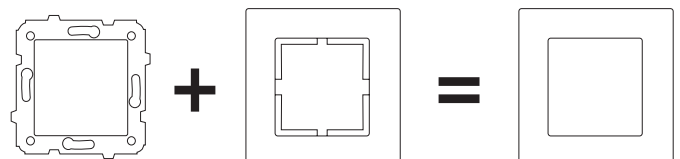
X Code Stands For: 0=White, 2=Beige
Z Code Stands For: 1=White, 3=Beige
Y Code Stands For: 0=White, 1=Beige

Electronic Products


	<p>Flush Mounted Thermostat with Sensor 90961T75 (UF) 90961T76 (UF-E)</p> <p>Color ○ ○</p>		<p>Room Thermostat 90967Z30 90961Y71 (Heating- Cooling)</p> <p>Color ○ ○</p>		<p>Programmable Room Thermostat 90967Z32 90961Y70 (Heating- Cooling)</p> <p>Color ○ ○</p>		<p>Programmable Shutter Control 90967Z33</p> <p>Color ○ ○</p>
---	---	---	---	--	--	---	--

	<p>Motion Detector 90961Y73 (3Wire 180°) 90961Y72 (2Wire 180°)</p> <p>Color ○ ○</p>		<p>RFID Energy Saver 90967Z16</p> <p>Color ○ ○</p>		<p>Energy Saver- Mechanic Switch 90967Z18 (5V DC-) 90967Z19 (230V AC-)</p> <p>Color ○ ○</p>		<p>Audio Socket 90967X37</p> <p>Color ○ ○</p>
---	--	---	---	--	--	---	--

	<p>Volume Control Switch 90967X54 90967X28 (With transformer)</p> <p>Color ○ ○</p>		<p>Audio Channel Selection Switch 90967X82</p> <p>Color ○ ○</p>		<p>Buzzer 90967Z06</p> <p>Color ○ ○</p>		<p>Energy Saver Card 90551288</p>
--	---	--	--	---	--	--	--

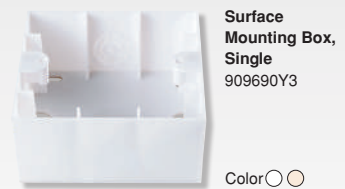



X Code Stands For: 0=White, 2=Beige
Z Code Stands For: 1=White, 3=Beige



5 Gang Frame Vertical
909602D4
(81 x 367 mm)
Color ○○

6 Gang Frame Vertical
909602D5
(81 x 438 mm)
Color ○○



Surface Mounting Box, Single
909690Y3
Color ○○



Surface Mounting Box, Double
909690Y4
Color ○○

D Code Stands For: 2=White, 3=Beige
Y Code Stands For: 0=White, 1=Beige



4 Gang Frame Vertical
909602D3
(81 x 296 mm)
Color ○ ○



3 Gang Frame Vertical
909602D2
(81 x 225 mm)
Color ○ ○




2 Gang Frame Vertical
909602D1
(81 x 154 mm)
Color ○ ○



Single Frame
909602Y0
(83 x 81 mm)
Color ○ ○




2 Gang Frame Horizontal
909602Y1
(154 x 81 mm)
Color ○ ○




3 Gang Frame Horizontal
909602Y2
(225 x 81 mm)
Color ○ ○



Flush Mounted Frame
909602Y6
Color ○ ○



4 Gang Frame Horizontal
909602Y3
(296 x 81 mm)
Color ○ ○



5 Gang Frame Horizontal
909602Y4
(367 x 81 mm)
Color ○ ○



6 Gang Frame Horizontal
909602Y5
(438 x 81 mm)
Color ○ ○

FEEL HYGIENE AND HEALTH
EVERYWHERE WITH
KARRE CLEAN


























karre *clean**

Karre Clean does not retain bacteria on its surface and provides protection against bacteria with silver (Ag+) ions. It inhibits the growth of microorganisms, thus offering more hygienic, surfaces resistant to light and temperature.

karre *clean* ✨

Switch

 <p>One-Way Switch 90966X01</p> <p>10AX, 250V~ Color ○ ○</p>	 <p>One-way Switch, Illuminated 90966X19</p> <p>10AX, 250V~ Color ○ ○</p>	 <p>2-Gang One-way Switch 90966X02</p> <p>10AX, 250V~ Color ○ ○</p>	 <p>2-Gang One-way Switch, Illuminated 90966X50</p> <p>10AX, 250V~ Color ○ ○</p>
 <p>Two-way Switch 90966X04</p> <p>10AX, 250V~ Color ○ ○</p>	 <p>Two-way Switch, Illuminated 90966X63</p> <p>10AX, 250V~ Color ○ ○</p>	 <p>One-way Push Button 90966X03</p> <p>10AX, 250V~ Color ○ ○</p>	 <p>Push Button, Illuminated 90966X14</p> <p>10AX, 250V~ Color ○ ○</p>
 <p>Push Button with Bell Symbol 90966X06</p> <p>10AX, 250V~ Color ○ ○</p>	 <p>Push Button with Label, Illuminated 24V LED 90966X27</p> <p>10AX, 24V~ Color ○ ○</p>	 <p>Push Button with Key Symbol 90966X05</p> <p>10AX, 250V~ Color ○ ○</p>	 <p>Intermediate Switch 90966X31</p> <p>10AX, 250V~ Color ○ ○</p>
 <p>Shutter Control Switch 90966X16</p> <p>10AX, 250V~ Color ○ ○</p>	 <p>2-Gang Two-way Switch 90966X17</p> <p>10AX, 250V~ Color ○ ○</p>	 <p>2-pole Switch 90966X39</p> <p>16AX, 250V~ Color ○ ○</p>	 <p>2-pole Switch, Illuminated 90966X74</p> <p>16AX, 250V~ Color ○ ○</p>
 <p>3-Gang One-way Switch 90966X68</p> <p>10AX, 250V~ Color ○ ○</p>	 <p>Cooler Switch 90966X98</p> <p>10AX, 250V~ Color ○ ○</p>	 <p>Double One-way Push Button 90966X83</p> <p>10AX, 250V~ Color ○ ○</p>	 <p>Emergency Push Button with Cord 90966X18</p> <p>10AX, 250V~ Color ○ ○</p>
 <p>Double One-way Switch 90966X44</p> <p>10AX, 250V~ Color ○ ○</p>	 <p>Shutter Control Switch, Single Button 90966X72</p> <p>10AX, 250V~ Color ○ ○</p>	 <p>Do not Disturb / Make-up Room Switch 90966X88</p> <p>10AX, 250V~ Color ○ ○</p>	

X Code Stands For: 0= White, 3= Beige
Y Code Stands For: 2= White, 5= Beige
Z Code Stands For: 4= White, 7= Beige





Screw Terminal



Screwless Terminal



Switch

	<p>Cable Outlet, Mech.+Cover 90966X77</p>		<p>Blank Cover 90966X26</p>
Color ○ ○		Color ○ ○	

Socket

	<p>Socket 2P+E 90966X08</p>		<p>Socket 2P+E Safety Shutter 90966X42</p>		<p>Socket 2P+E with Lid Safety Shutter 90966X12</p>		<p>Socket 2P+E (French Standard) Safety Shutter 90966X45</p>
  16A, 250V~ Color ○ ○		  16A, 250V~ Color ○ ○		  16A, 250V~ Color ○ ○		  16A, 250V~ Color ○ ○	
























	<p>Socket 2P+E with Lid (French Standard) Safety Shutter 90966X70</p>		<p>Earthed Socket with E-Lid Safety Shutter 90966X47</p>		<p>Double Socket 2P+E 90966X56</p>
  16A, 250V~ Color ○ ○		  16A, 250V~ Color ○ ○		  Color ○ ○	

	<p>Double Socket 2P+E Safety Shutter 90966X58</p>		<p>iDouble Socket 2P+E (French Standard) Safety Shutter 90966X57</p>		<p>USB Charger Socket- 5V 2A 90966Y17</p>
  16A, 250V~ Color ○ ○		  16A, 250V~ Color ○ ○		Color ○ ○	

















Karre Clean

TV-Data


	<p>TV Socket 90966X10 (Terminated) 90966X59-60 (Through-pass 8-12dB) 90966X49 (Lossless)</p> <p> Color ○ ○</p>		<p>Satellite Socket with F Connector 90966X09 (Terminated) 90966X38 (Through-pass 10dB)</p> <p> Color ○ ○</p>		<p>Satellite Socket (TV-SAT) 90966X85 (Terminated) 90966X86-87 (Through-pass 8-11dB)</p> <p> Color ○ ○</p>		<p>TV-Radio Socket 90966X21 (Terminated) 90966X22-24 (Through-pass 7-12dB)</p> <p> Color ○ ○</p>
	<p>Satellite Socket (SAT-TV-RAD) 90966X41 (Terminated) 90966X52 (Throughpass 13dB)</p> <p> Color ○ ○</p>		<p>SAT-SAT-TV Socket (SAT-SAT-TV) 90966X33 (Terminated)</p> <p> Color ○ ○</p>		<p>Phone Socket (RJ11) 90966X13 90966X48 (lossless)</p> <p> Color ○ ○</p>		<p>Data Socket 90966X32 (RJ45 CAT5E) 90966X78 (RJ45 CAT6)</p> <p> Color ○ ○</p>
	<p>Double Phone Socket (2xRJ11) 90966X33</p> <p> Color ○ ○</p>		<p>Double Data Socket 90966X34 (2xRJ45 CAT5E) 90966X79 (2xRJ45 CAT6)</p> <p> Color ○ ○</p>		<p>Phone & Data Socket 90966X35 (CAT5E-RJ11) 90966X81 (CAT6-RJ11)</p> <p> Color ○ ○</p>		<p>Double Keystone Socket w/o Connectors 90966X62</p> <p>Color ○ ○</p>

Dimmer

	<p>Rotatif Dimmer RL 40-600W 90966X91</p> <p> 230V~ Color ○ ○</p>		<p>Pro Dimmer RL 20-500W/VA 90966X40</p> <p> 230V~ Color ○ ○</p>		<p>Pro Dimmer RL 6-100W/VA 90966Y29</p> <p> 230V~ Color ○ ○</p>		<p>Pro Dimmer RC 40-400W/VA 90966Y02</p> <p> 230V~ Color ○ ○</p>
	<p>Pro Dimmer RLC 20-350W/VA 90966Y03</p> <p> 230V~ Color ○ ○</p>		<p>1-10V Dimmer 90966X84</p> <p> 230V~ Color ○ ○</p>		<p>Universal Dimmer 3-150W 90966Y38</p> <p> 230V~ Color ○ ○</p>		

X Code Stands For: 0= White, 3= Beige
Y Code Stands For: 2= White, 5= Beige
Z Code Stands For: 4= White, 7= Beige

Multimedia Connectors



Electronic Products





5 Gang Frame Vertical
90966Z14
(81 x 367 mm)
Color ○ ○

6 Gang Frame Vertical
90966Z15
(81 x 438 mm)
Color ○ ○



Surface Mounting Box, Single
90966Z07

Color ○ ○



Surface Mounting Box, Double
90966Z08

Color ○ ○



4 Gang Frame Vertical
90966Z13
(81 x 296 mm)
Color ○ ○



3 Gang Frame Vertical
90966Z12
(81 x 225 mm)
Color ○ ○



2 Gang Frame Vertical
90966Z11
(81 x 154 mm)
Color ○ ○




Single Frame
90966Z00
(83 x 81 mm)

Color ○ ○



2 Gang Frame Horizontal
90966Z01
(154 x 81 mm)

Color ○ ○




3 Gang Frame Horizontal
90966Z02
(225 x 81 mm)

Color ○ ○



Flush Mounted Frame
90966Z06

Color ○ ○



4 Gang Frame Horizontal
90966Z03
(296 x 81 mm)

Color ○ ○



5 Gang Frame Horizontal
90966Z04
(367 x 81 mm)

Color ○ ○





6 Gang Frame Horizontal
90966Z05
(438 x 81 mm)

Color ○ ○



Which city is yours?


With Karre Cities, the cities of your dreams are now your new source of inspiration in your living spaces. Karre Cities' specially designed products call you to the ancient and cosmopolitan city of Istanbul, the royal city of London, the American dream of New York, the city of lights of Paris, and the centre of authenticity with its canals and gondolas, Venice. Are you ready to embark on a new design journey?





The new style of spaces with its
unique design and quality!

outside the stereotype, involved in life



Karre Cities

Switch and Socket



Istiklal



Maiden's Tower



Ortaköy



Galata



Blue Maiden's Tower



Blue Ortaköy



Venice



London



New York



Paris

Y stands for: 0= Galata, 1= Istiklal, 2= Maiden's Tower, 3= Ortaköy, 4= New York, 5= London, 6= Venice, 7= Paris, 8= Blue Maiden's Tower, 9= Blue Ortaköy




Switch and Socket



Leaves



Numbers



Zebra



Jazz



Pattern



Mosaic