



WRKT20305NC KNX POWER SUPPLY PS132 - 320mA  
WRKT20315NC KNX POWER SUPPLY PS164 - 640mA



Panasonic Electric Works Elektrik San.ve Tic. A.Ş.  
Abdurrahmangazi Mah. Ebubekir Cad. No: 44  
34887 Sancaktepe / Istanbul / Turkey  
T: 0(216) 564 55 55 F: 0(216) 564 55 44

**HOTLINE**  
**444 8456**

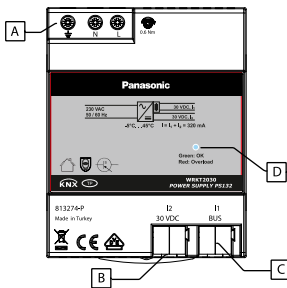
ewtr.panasonic.com  
info@tr.panasonic.com

611056-KNX-EN

## Product Description

The KNX Power Supply powers one line of a KNX system. Having a footprint of only four units, the KNX Power Supply also features an additional unchoked output. This auxiliary output can be used, for example, to supply a second line (only with additional choke). It is also possible to operate KNX devices which require a second supply voltage, such as touch panels. Both outputs are overload-proof and short circuit protected. The device includes status LED. With LED showing the states of KNX bus voltage and total output current, the operation states normal operation and overload are indicated. Connections are made by screw and bus terminals. Requirements of Directives EMC, RoHS and LVD are met. Standards for residential, commercial, and industrial environments are fulfilled. The full text of the EU declaration of conformity is available at the following internet address: lstr.panasonic.com

## Connectors and LED Description



- A. AC Supply voltage terminals
- B. 30 VDC output connector
- C. BUS (KNX) TP output connector
- D. Status LED

Status LED States:

Green: BUS & 30 VDC are OK.

Red: For 320 mA I<sub>out</sub> > 500 mA (Overload)

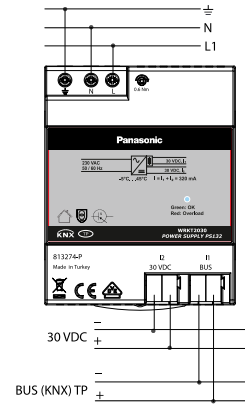
For 640 mA I<sub>out</sub> > 900 mA (Overload)

Technical Specifications	
<b>Power input</b>	
Mains voltage	230 VAC @50/60Hz
Leakage loss (open-circuited)	0.85W
Leakage loss (normal)	for 320 mA: 3.5 W, for 640 mA: 4.9W
Power consumption (normal)	for 320 mA: 13.9 W, for 640 mA: 25.6 W
Power consumpt.(max., overload)	for 320 mA: 20.4W @500mA for 640 mA: 35.3W @900mA
<b>Housing</b>	
Dimensions (HxWxD)	90 x 71.8 x 65.8 mm
Mounting (IEC60715)	35 mm top-hat rail (TH35)
Width in space units	4 modules at 18 mm
Mains voltage connection	Single wire: 1.5...4mm <sup>2</sup> or 2x1.5...2x2.5mm <sup>2</sup> Stranded wire without ferrule: 0.75...4mm <sup>2</sup> Stranded wire with ferrule: 0.5...2.5mm <sup>2</sup> max. torque: 0.6Nm
KNX bus connection	KNX TP connector (red/black)
AUX output connection	KNX TP connector (white/yellow)
Weight	217.3gr
<b>Environmental conditions</b>	
Operating temperature	-5...+45 °C
Storage temperature	-10...+55 C
Ambient humidity	5...93 % (non-condensing)
<b>Power output</b>	
BUS output voltage	28...31 V DC (SELV)
30 VDC output voltage	28...31 V DC (SELV)
Rated current (BUS + 30 VDC)	320 mA, 640 mA
Short circuit current (BUS + 30 VDC)	for 320 mA: 700 mA for 640 mA: 1300 mA
Mains failure bridging time	> 100 ms
<b>Electrical safety</b>	
Pollution degree (IEC60664)	2
Protection type (IEC60529)	IP20
Overvoltage category (IEC60664)	III
Approbation (ISO/IEC14543-3)	KNX-certified
<b>CE Marking</b>	
EU Directives	LVD (2014/35/EU) EMC (2014/30/EU) RoHS (2011/65/EU)
Standards	EN 63044-5-1, EN 63044-5-2 EN 63044-3, EN 61558-1, EN 61558-2-16

- Contact protection must be provided through the control cabinet
  - It must be not possible to remove the cover without aid of a tool
  - Connect the KNX bus line as for common KNX bus connections with a KNX bus cable, to be stripped and plugged into the KNX TP connector
  - Do not damage electrical insulations when connecting
  - Installation only in dry locations
- ⚠ Installation should only be carried out by a technical personnel having certificate of competency.**

## Installation and Maintenance

- Accessibility of the device for operation and visual inspection must be provided
- The housing must not be opened
- Protect the device from moisture, dirt and damage
- The device needs no maintenance
- If necessary, the device can be cleaned with a dry cloth
- In the case of damage (at storage, transport) no repairs may be carried out by unauthorized personnel
- ETS database:



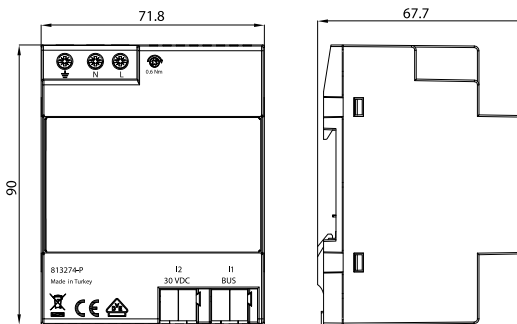
## WARNING

- Ensure that the power is cut off before the assembly of the products.
- Connection and assembly of the electrical devices should be carried out only by the technical personnel having certificate of competency.
- No responsibility is assumed for the entire of the malfunction, accident and loss arising from the assembly or interference of the persons not having the competency certificate.
- Use dry or slightly damp cloth to clean the buttons, cover and frame of the product. Never use alcohol, cologne, detergent or other similar chemicals for cleaning. Do not perform wet cleaning do not contact the product with water when the product is energized.
- In case the surface to which the product is connected is dyed, store the product by removing its cover and the frames.
- Keep the product away from the damp or wet environment during the transportation and shipping.
- It is intended for indoor use only.
- When the product is to no longer be used, it must not be left in place and it must be removed.

## Service and Guarantee

- Warranty period starts as of the delivery date of the product and it is 2 years.
- Warranty covers the malfunctions likely to occur due to the manufacturing defects of the product and within the warranty period.
- The product including all of its parts is under warranty as a whole. If the product turns out to be defective, the consumer can use one of the following rights stipulated in Article 11 of Consumer Protection Law no. 6502;
  - a- Withdrawal from the contract
  - b- Demanding discount from sales fee
  - c- Demanding free repair,
  - d- Demanding the replacement of the sold one with a fungible one free from defects.
- In case the consumer chooses the right of free repair among those rights; the dealer is obliged to repair the product or have the product repaired without claiming any fee under the name of replaced part fee, labor cost or for any other reasons. The consumer can also use the right of free repair against the manufacturer or exporter. The dealer, manufacturer and exporter are jointly and severally liable for the usage of this right by the consumer.
- In case the consumer uses the right of free repair and if the product
  - fails within the warranty period again and
  - the maximum period required for the repair is exceeded and
  - Authorized service station, dealer, manufacturer or exporter state that it's not possible to repair the product in a report, the consumer can demand the return of the product fee, fee discount at the ratio of the defect or the replacement with the one free of defects, if possible, from the dealer. The dealer can not reject the demand of the consumer. In case this demand is not met, the dealer, manufacturer and exporter shall jointly and severally be held responsible.
- The repair period of the product can not exceed 20 business days. This period starts on the notification of the failure on the product to the authorized service station or the dealer within the warranty period and from the date of delivery of the product to the authorized service station out of warranty period. In case of not eliminating the product malfunction within 10 business days, manufacturer or importer is obliged to dedicate another product with similar characteristics to the use of the consumer until the completion of the product repair. In case the product fails within the warranty period, elapsed time is added to the warranty period.
- Usage of the product contrary to the rules stipulated in user's manual, operating out of determined voltage, current and environmental conditions, damage on the cable connection due to the user's fault and failure of the product due to the facts arising from the fire, flood, earthquake, lightning and similar disasters are not under warranty.
- The consumer can apply to the arbitration committee for consumers or the consumer court where the consumer operations are made or in the residential area for the disputes to be occurred regarding the usage of the rights arising from the warranty.
- In case the dealer doesn't provide this certificate of warranty, the consumer can apply to the General Directorate of Consumer Protection and Market Surveillance of Ministry of Customs and Trade".

## Dimensions



## Mounting, Commissioning and Safety Notes

- After connecting, the device works with its default settings as intended
- The device may only be installed and put into operation by a qualified electrician or authorized person
- For planning and construction of electric installations the appropriate specifications, guidelines and regulations in force of the respective country have to be complied
- For mounting use an appropriate equipment according to IEC60715
- Installation only in distribution boards and enclosed housings
- Installation only on a 35 mm DIN rail (TH35)
- Terminals and metal parts under current must be completely covered